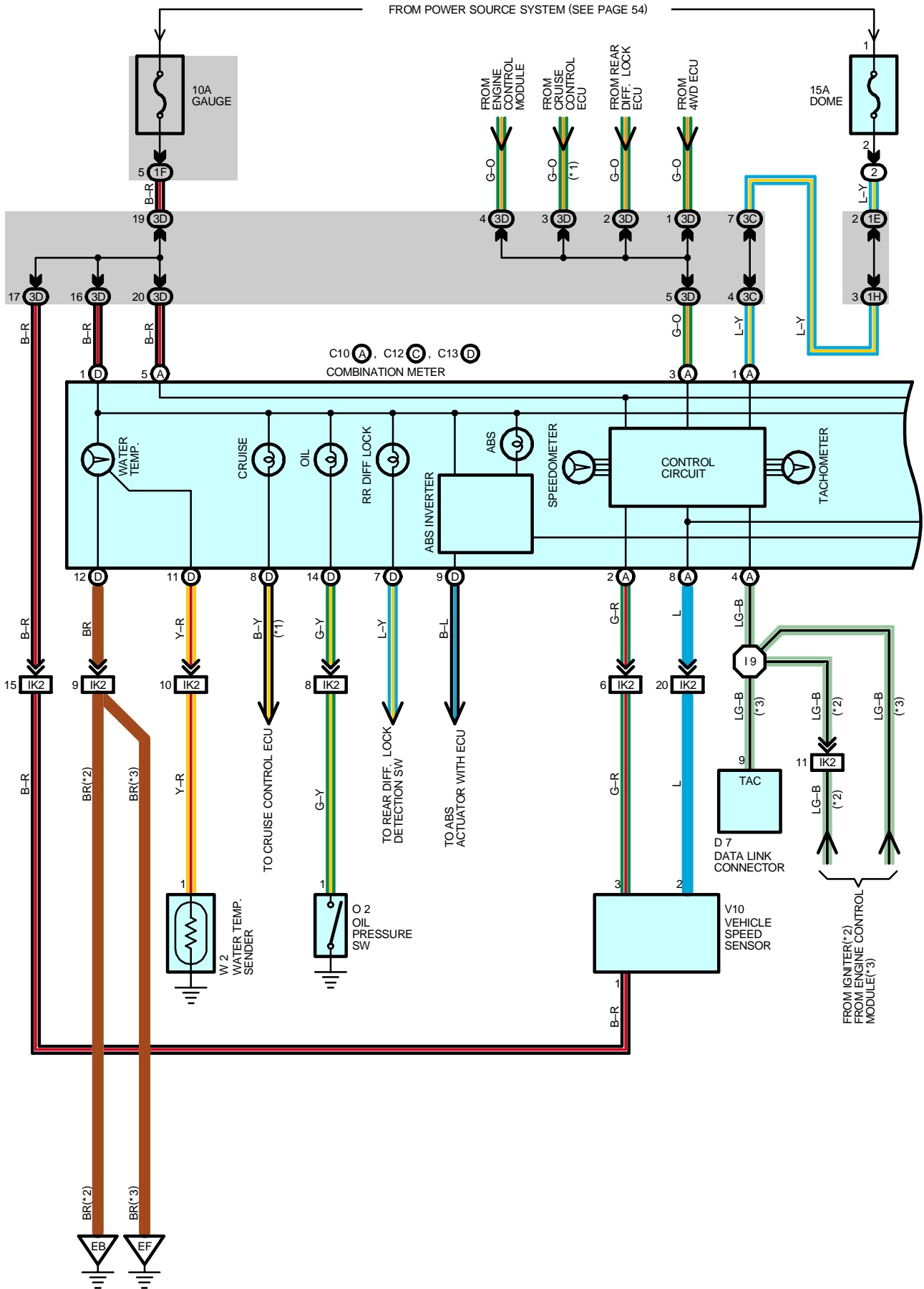
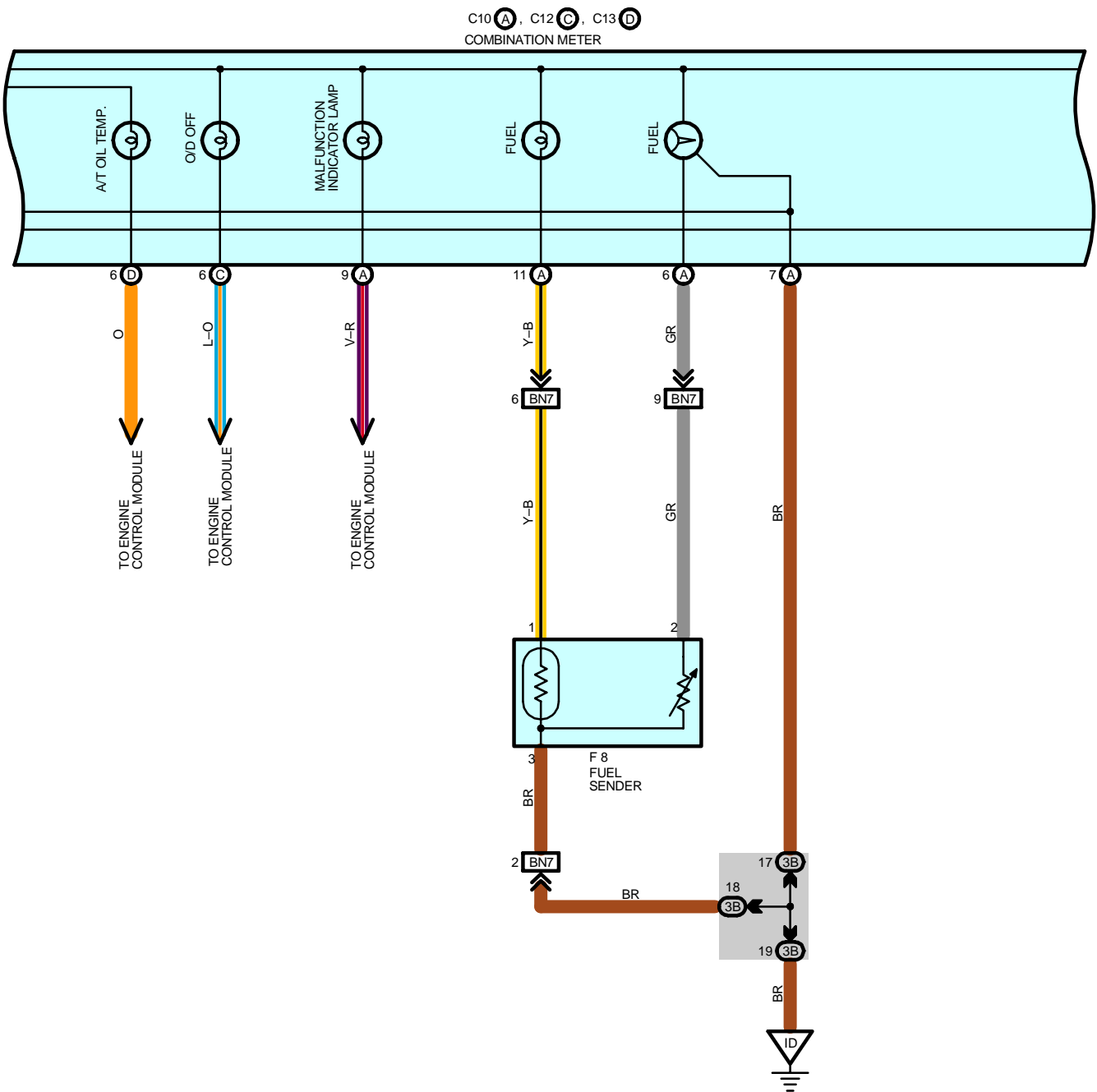


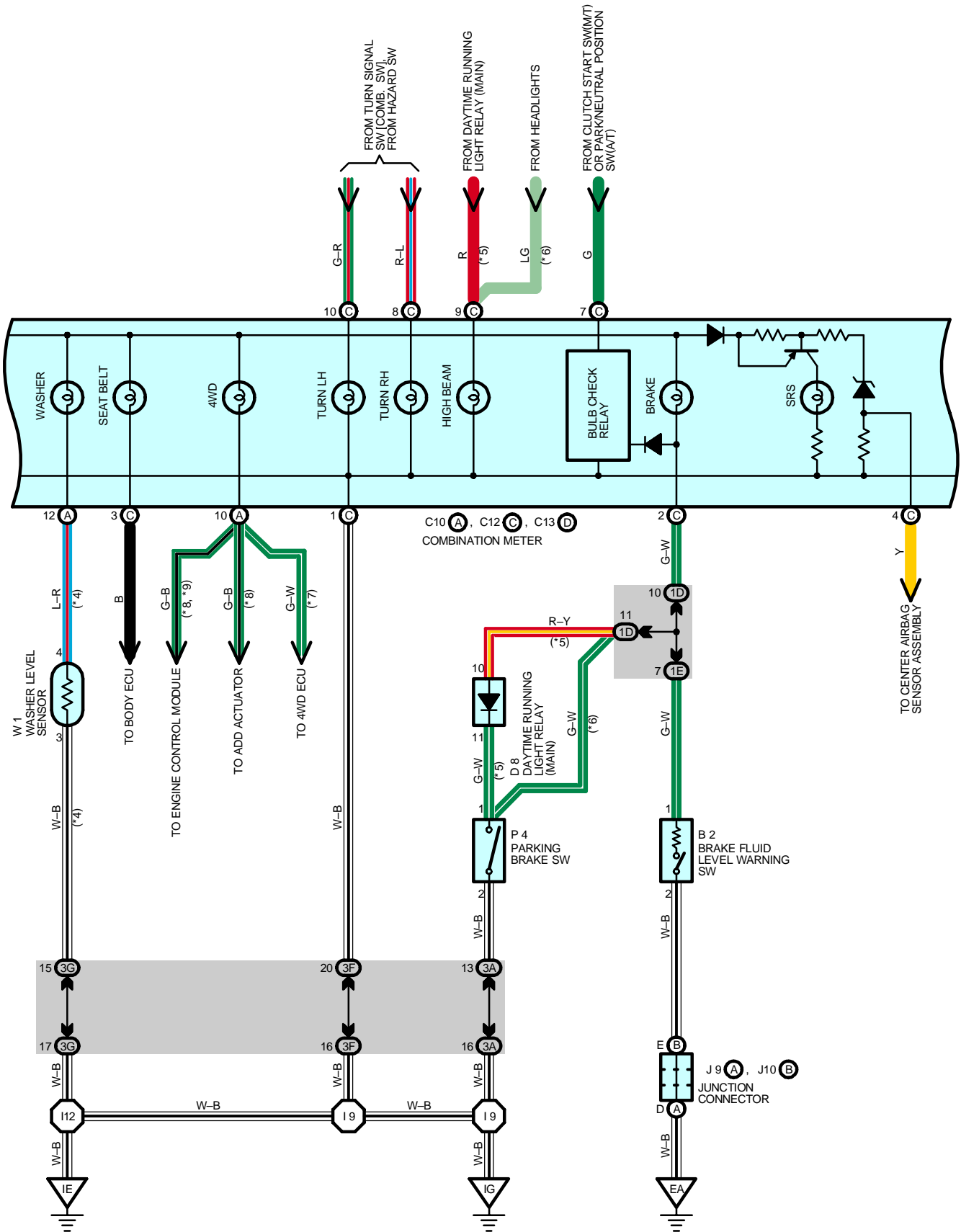
COMBINATION METER (w/ TACHOMETER)



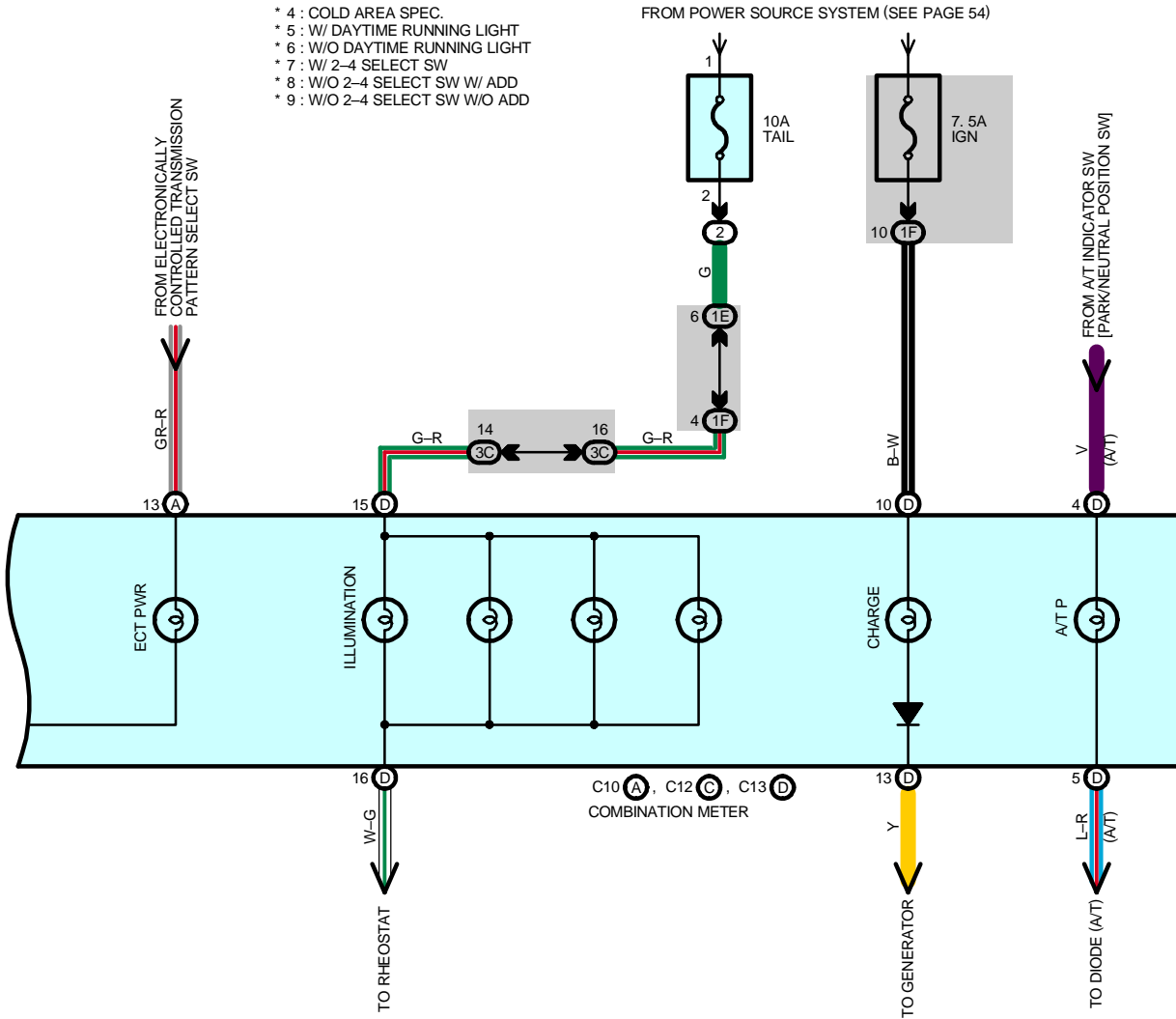
- * 1 : W/ CRUISE CONTROL
- * 2 : 5VZ-FE
- * 3 : 3RZ-FE, 2RZ-FE



COMBINATION METER (w/ TACHOMETER)



- * 4 : COLD AREA SPEC.
- * 5 : W/ DAYTIME RUNNING LIGHT
- * 6 : W/O DAYTIME RUNNING LIGHT
- * 7 : W/ 2-4 SELECT SW
- * 8 : W/O 2-4 SELECT SW W/ ADD
- * 9 : W/O 2-4 SELECT SW W/O ADD



COMBINATION METER (w/ TACHOMETER)

SERVICE HINTS

B2 BRAKE FLUID LEVEL WARNING SW

1-2 : Closed with float down

C10 (A), C12 (C), C13 (D) COMBINATION METER

(A) 5, (D)1-GROUND : Approx. 12 volts with ignition SW on

(A) 7, (C) 1, (D)12-GROUND : Always continuity

P4 PARKING BRAKE SW

1-2 : Closed with parking brake lever pulled up

○ : PARTS LOCATION

Code	See Page	Code	See Page	Code	See Page
B2	30 (5VZ-FE)	F8	37 (Except Double Cab)	V10	31 (5VZ-FE)
	32 (3RZ-FE, 2RZ-FE)		31 (5VZ-FE)		33 (3RZ-FE, 2RZ-FE)
C10	A 34	J9	A 33 (3RZ-FE, 2RZ-FE)	W1	31 (5VZ-FE)
C12	C 34	J10	B 31 (5VZ-FE)		33 (3RZ-FE, 2RZ-FE)
C13	D 34		33 (3RZ-FE, 2RZ-FE)	W2	31 (5VZ-FE)
D7	34	O2	31 (5VZ-FE)		33 (3RZ-FE, 2RZ-FE)
D8	34		33 (3RZ-FE, 2RZ-FE)		
F8	36 (Double Cab)	P4	35		

○ : RELAY BLOCKS

Code	See Page	Relay Blocks (Relay Block Location)
2	21	R/B No.2 (Engine Compartment Left)

○ : JUNCTION BLOCK AND WIRE HARNESS CONNECTOR

Code	See Page	Junction Block and Wire Harness (Connector Location)
1D	23	Cowl Wire and J/B No.1 (Lower Finish Panel)
1E	23	Engine Room Main Wire and J/B No.1 (Lower Finish Panel)
1F	23	Cowl Wire and J/B No.1 (Lower Finish Panel)
1H		
3A	24	Cowl Wire and J/B No.3 (Behind the Instrument Panel Left)
3B		
3C		
3D		
3F		
3G	26	Cowl Wire and J/B No.3 (Behind the Instrument Panel Center)

□ : CONNECTOR JOINING WIRE HARNESS AND WIRE HARNESS

Code	See Page	Joining Wire Harness and Wire Harness (Connector Location)
IK2	44	Engine Wire and Cowl Wire (Above the Glove Box)
BN7	46 (Double Cab)	Frame Wire and Cowl Wire (Under the Driver's Seat)
	48 (Except Double Cab)	

▽ : GROUND POINTS

Code	See Page	Ground Points Location
EA	40 (5VZ-FE)	Front Left Fender
	42 (3RZ-FE, 2RZ-FE)	
EB	40 (5VZ-FE)	Near the Throttle Body
EF	42 (3RZ-FE, 2RZ-FE)	Ignition Coil Bracket
ID	44	Left Kick Panel
IE	44	Around the Right Edge of the Reinforcement
IG	44	Around the Left Edge of the Reinforcement



: SPLICE POINTS

Code	See Page	Wire Harness with Splice Points	Code	See Page	Wire Harness with Splice Points
I9	44	Cowl Wire	I12	44	Cowl Wire