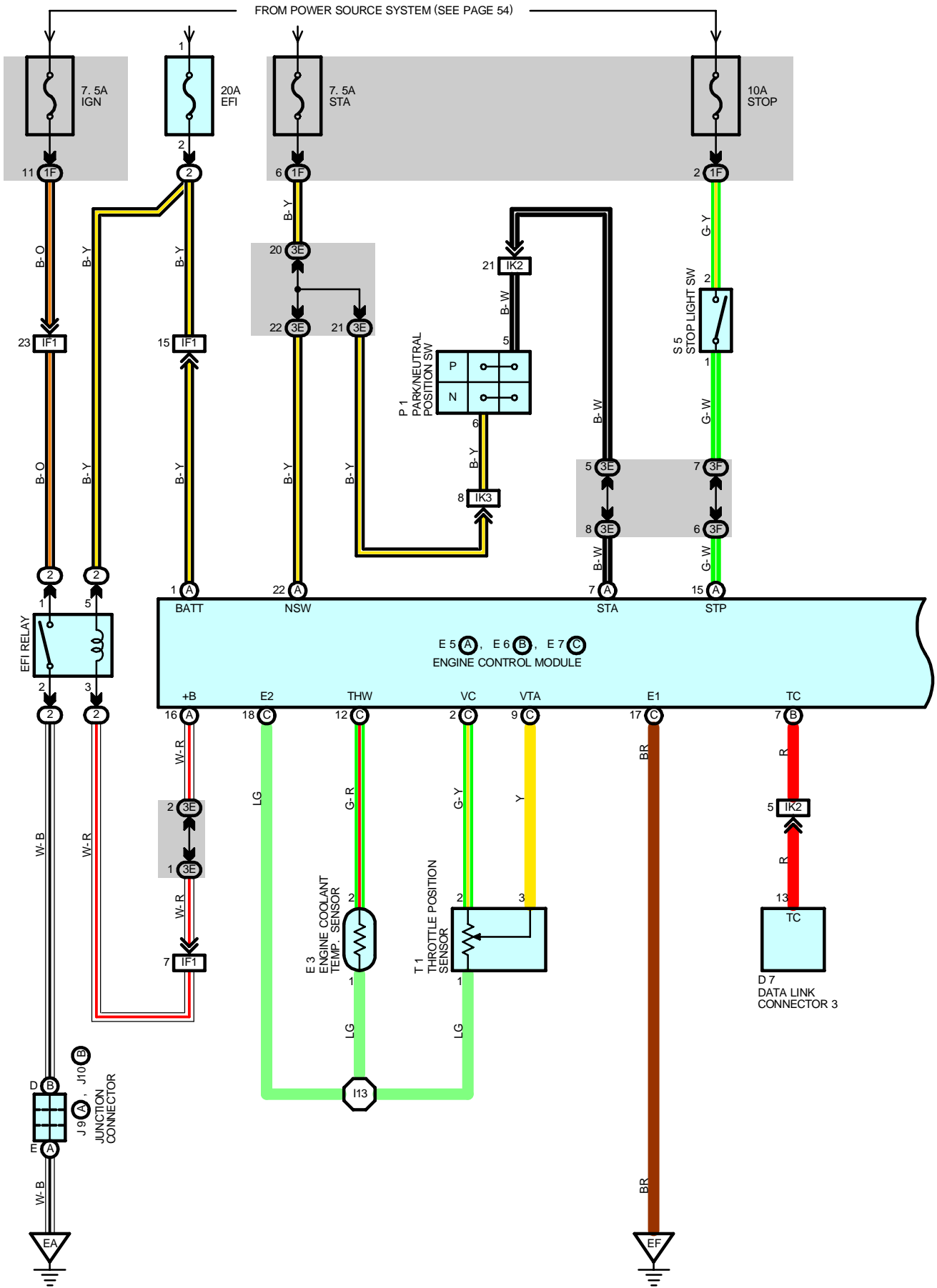
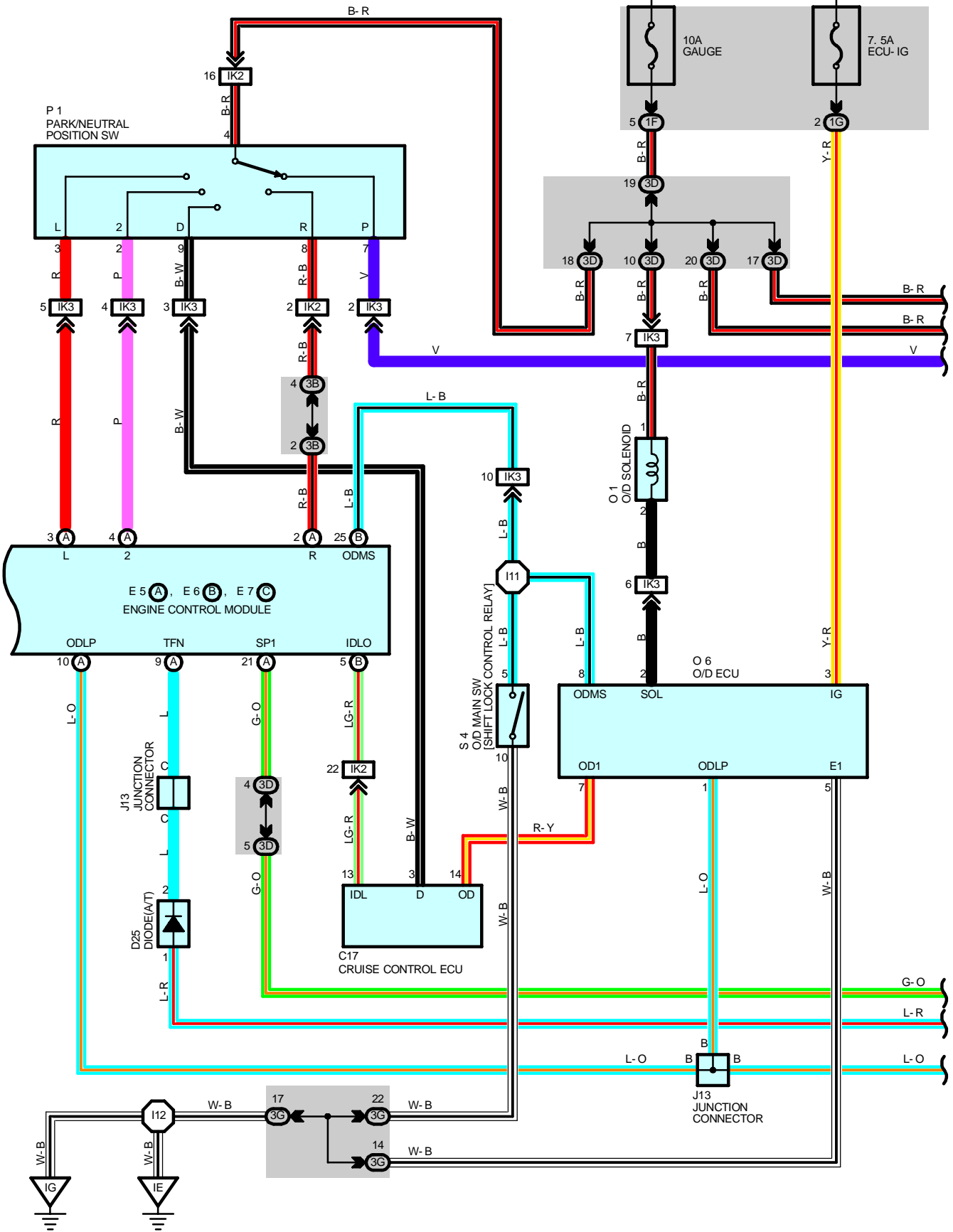


AUTOMATIC TRANSMISSION (2RZ-FE)

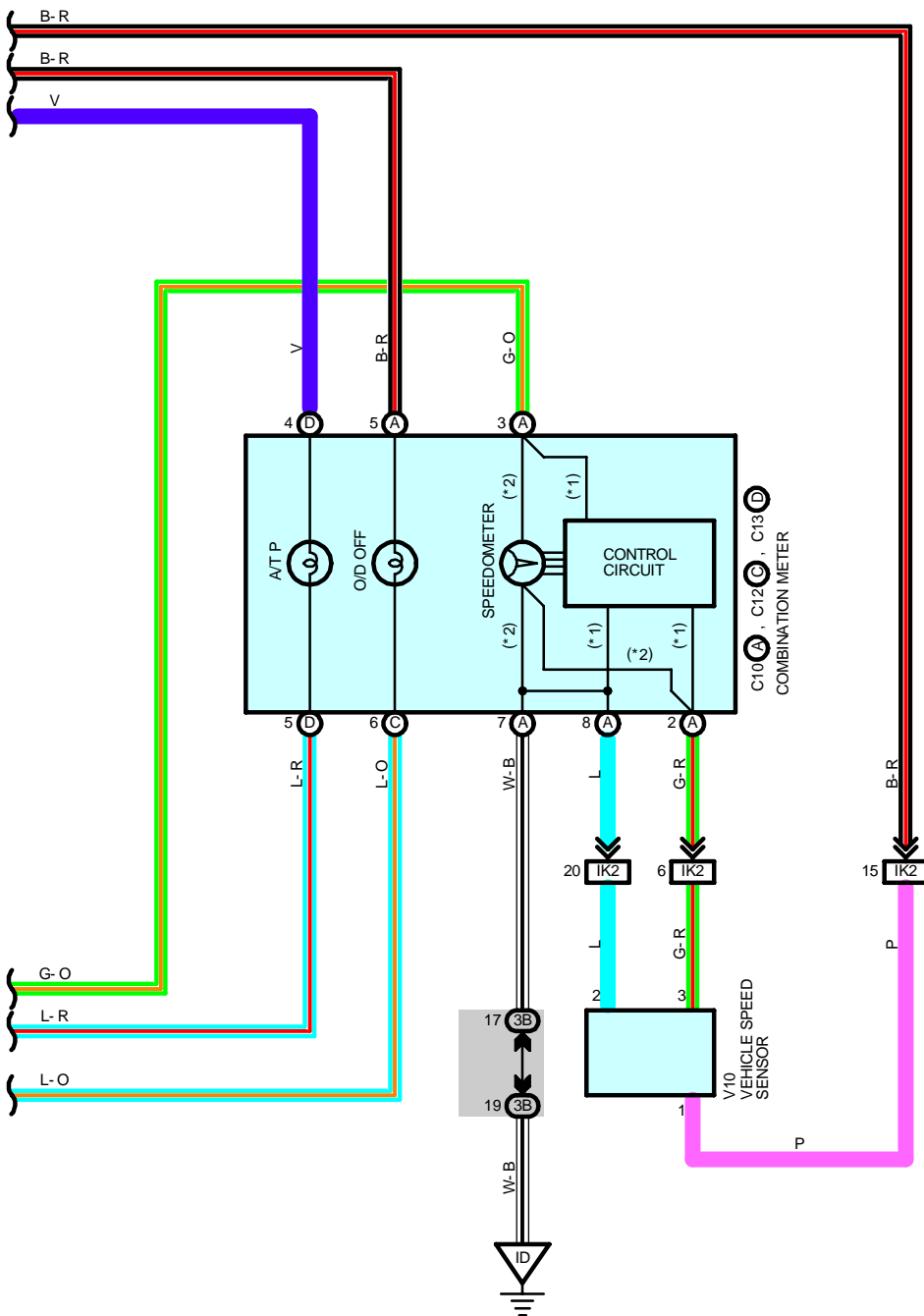


FROM POWER SOURCE SYSTEM (SEE PAGE 54)



AUTOMATIC TRANSMISSION (2RZ-FE)

- * 1 : W/ TACHOMETER
- * 2 : W/O TACHOMETER



SERVICE HINTS

O6 O/D ECU

3-GROUND : Approx. 12 volts with ignition SW at **ON** position

5-GROUND : Always continuity

○ : PARTS LOCATION

Code		See Page	Code		See Page	Code		See Page
C10	A	34	E5	A	35	O6	35	
C12	C	34	E6	B	35	P1	33 (2RZ-FE)	
C13	D	34	E7	C	35	S4	35	
C17		34	J9	A	33 (2RZ-FE)	S5	35	
D7		34	J10	B	33 (2RZ-FE)	T1	33 (2RZ-FE)	
D25		34	J13		35	V10	33 (2RZ-FE)	
E3		32 (2RZ-FE)	O1		33 (2RZ-FE)			

○ : RELAY BLOCKS

Code	See Page	Relay Blocks (Relay Block Location)
2	21	R/B No.2 (Engine Compartment Left)

○ : JUNCTION BLOCK AND WIRE HARNESS CONNECTOR

Code	See Page	Junction Block and Wire Harness (Connector Location)
1F	23	Cowl Wire and J/B No.1 (Lower Finish Panel)
1G		
3B	24	Cowl Wire and J/B No.3 (Behind the Instrument Panel Left)
3D		
3E		
3F		
3G	26	Cowl Wire and J/B No.3 (Behind the Instrument Panel Center)

□ : CONNECTOR JOINING WIRE HARNESS AND WIRE HARNESS

Code	See Page	Joining Wire Harness and Wire Harness (Connector Location)
IF1	44	Engine Room Main Wire and Cowl Wire (Left Kick Panel)
IK2	44	Engine Wire and Cowl Wire (Above the Glove Box)
IK3		

▽ : GROUND POINTS

Code	See Page	Ground Points Location
EA	42 (2RZ-FE)	Front Left Fender
EF	42 (2RZ-FE)	Ignition Coil Bracket
ID	44	Left Kick Panel
IE	44	Around the Right Edge of the Reinforcement
IG	44	Around the Left Edge of the Reinforcement

○ : SPLICE POINTS

Code	See Page	Wire Harness with Splice Points	Code	See Page	Wire Harness with Splice Points
I11	44	Cowl Wire	I13	44	Engine Wire
I12					