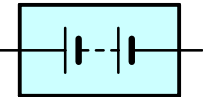

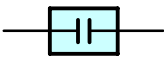
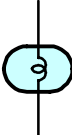

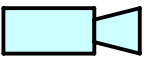
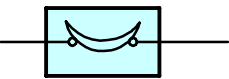
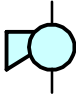

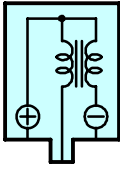




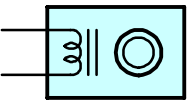

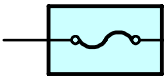
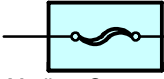
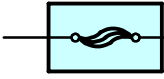


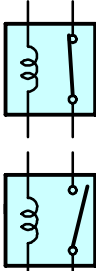

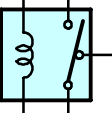
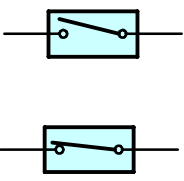
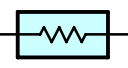
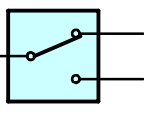
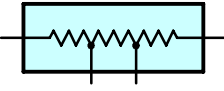
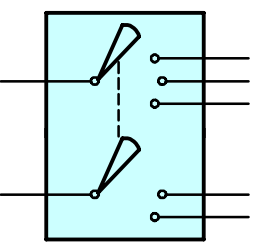

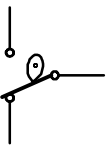
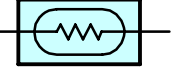
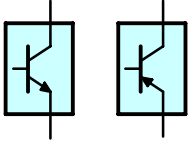
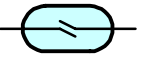
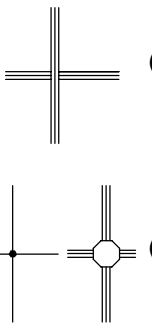
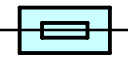
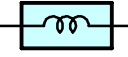


# E GLOSSARY OF TERMS AND SYMBOLS

 <p><b>BATTERY</b> Stores chemical energy and converts it into electrical energy. Provides DC current for the auto's various electrical circuits.</p>	 <p><b>GROUND</b> The point at which wiring attaches to the Body, thereby providing a return path for an electrical circuit; without a ground, current cannot flow.</p>
 <p><b>CAPACITOR (Condenser)</b> A small holding unit for temporary storage of electrical voltage.</p>	<p><b>HEADLIGHTS</b> Current flow causes a headlight filament to heat up and emit light. A headlight may have either a single (1) filament or a double (2) filament</p> <p><b>1. SINGLE FILAMENT</b></p>  <p><b>2. DOUBLE FILAMENT</b></p> 
 <p><b>CIGARETTE LIGHTER</b> An electric resistance heating element.</p>	
 <p><b>CIRCUIT BREAKER</b> Basically a reusable fuse, a circuit breaker will heat and open if too much current flows through it. Some units automatically reset when cool, others must be manually reset.</p>	 <p><b>HORN</b> An electric device which sounds a loud audible signal.</p>
 <p><b>DIODE</b> A semiconductor which allows current flow in only one direction.</p>	 <p><b>IGNITION COIL</b> Converts low-voltage DC current into high-voltage ignition current for firing the spark plugs.</p>
 <p><b>DIODE, ZENER</b> A diode which allows current flow in one direction but blocks reverse flow only up to a specific voltage. Above that potential, it passes the excess voltage. This acts as a simple voltage regulator.</p>	 <p><b>LIGHT</b> Current flow through a filament causes the filament to heat up and emit light.</p>
 <p><b>PHOTODIODE</b> The photodiode is a semiconductor which controls the current flow according to the amount of light.</p>	 <p><b>LED (LIGHT EMITTING DIODE)</b> Upon current flow, these diodes emit light without producing the heat of a comparable light.</p>
 <p><b>DISTRIBUTOR, IIA</b> Channels high-voltage current from the ignition coil to the individual spark plugs.</p>	 <p><b>METER, ANALOG</b> Current flow activates a magnetic coil which causes a needle to move, thereby providing a relative display against a background calibration.</p>
 <p><b>FUSE</b> A thin metal strip which burns through when too much current flows through it, thereby stopping current flow and protecting a circuit from damage.</p>  <p><b>FUSIBLE LINK</b> A heavy-gauge wire placed in high amperage circuits which burns through on overloads, thereby protecting the circuit. The numbers indicate the cross-section surface area of the wires.</p> <p>(for Medium Current Fuse)</p>  <p>(for High Current Fuse or Fusible Link)</p>	 <p><b>METER, DIGITAL</b> Current flow activates one or many LED's, LCD's, or fluorescent displays, which provide a relative or digital display.</p>
	 <p><b>MOTOR</b> A power unit which converts electrical energy into mechanical energy, especially rotary motion.</p>

 <p><b>RELAY</b> Basically, an electrically operated switch which may be normally closed (1) or open (2). Current flow through a small coil creates a magnetic field which either opens or closes an attached switch.</p> <p><b>1. NORMALLY CLOSED</b></p> <p><b>2. NORMALLY OPEN</b></p>	 <p><b>SPEAKER</b> An electromechanical device which creates sound waves from current flow.</p>
 <p><b>RELAY, DOUBLE THROW</b> A relay which passes current through one set of contacts or the other.</p>	<p><b>SWITCH, MANUAL</b> Opens and closes circuits, thereby stopping (1) or allowing (2) current flow.</p>  <p><b>1. NORMALLY OPEN</b></p> <p><b>2. NORMALLY CLOSED</b></p>
 <p><b>RESISTOR</b> An electrical component with a fixed resistance, placed in a circuit to reduce voltage to a specific value.</p>	<p><b>SWITCH, DOUBLE THROW</b> A switch which continuously passes current through one set of contacts or the other.</p> 
 <p><b>RESISTOR, TAPPED</b> A resistor which supplies two or more different non adjustable resistance values.</p>	<p><b>SWITCH, IGNITION</b> A key operated switch with several positions which allows various circuits, particularly the primary ignition circuit, to become operational.</p> 
 <p><b>RESISTOR, VARIABLE or RHEOSTAT</b> A controllable resistor with a variable rate of resistance. Also called a potentiometer or rheostat.</p>	<p><b>SWITCH, WIPER PARK</b> Automatically returns wipers to the stop position when the wiper switch is turned off.</p> 
 <p><b>SENSOR (Thermistor)</b> A resistor which varies its resistance with temperature.</p>	<p><b>TRANSISTOR</b> A solidstate device typically used as an electronic relay; stops or passes current depending on the voltage applied at "base".</p> 
 <p><b>SENSOR, SPEED</b> Uses magnetic impulses to open and close a switch to create a signal for activation of other components. (Reed Switch Type)</p>	<p><b>WIRES</b></p> <p><b>(1) NOT CONNECTED</b> Wires are always drawn as straight lines on wiring diagrams. Crossed wires (1) without a black dot at the junction are not joined;</p> <p><b>(2) SPLICED</b> crossed wires (2) with a black dot or octagonal mark at the junction are spliced (joined) connections.</p> 
 <p><b>SHORT PIN</b> Used to provide an unbroken connection within a junction block.</p>	
 <p><b>SOLENOID</b> An electromagnetic coil which forms a magnetic field when current flows, to move a plunger, etc.</p>	